

V120T

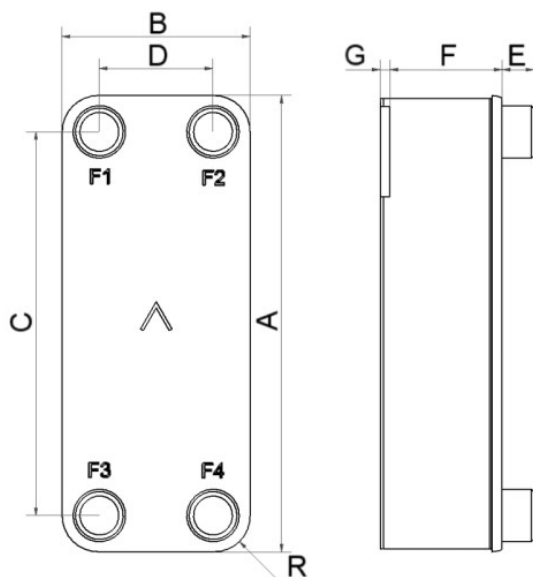
Le V120T est un évaporateur qui offre une efficacité élevée avec de nombreux réfrigérants. Il combine un format compact et un agencement de plaques spécialement développé pour créer un échangeur thermique extrêmement efficace. Le V120T est le choix idéal pour les chillers, les pompes à chaleur et les économiseurs.



Spécifications de base

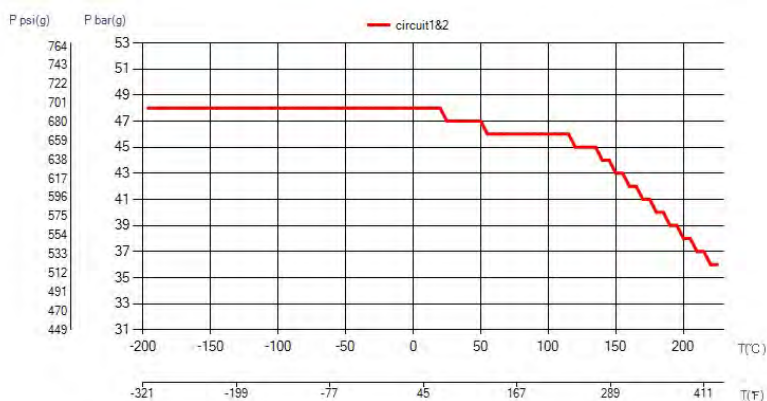
Nombre de plaques max. (NoP)	250
Débit volumétrique max.	27,4 m ³ /h (17.61 gpm)
Volume du canal	0.241/0.241 dm ³ (0.0085/0.0085 ft ³)
Matières	Plaques en acier inoxydable 316, brasage cuivre
Poids sans les connexions	8.33+(0.424*NoP) kg 18.36+(0.935*NoP) lb

Les dimensions standard

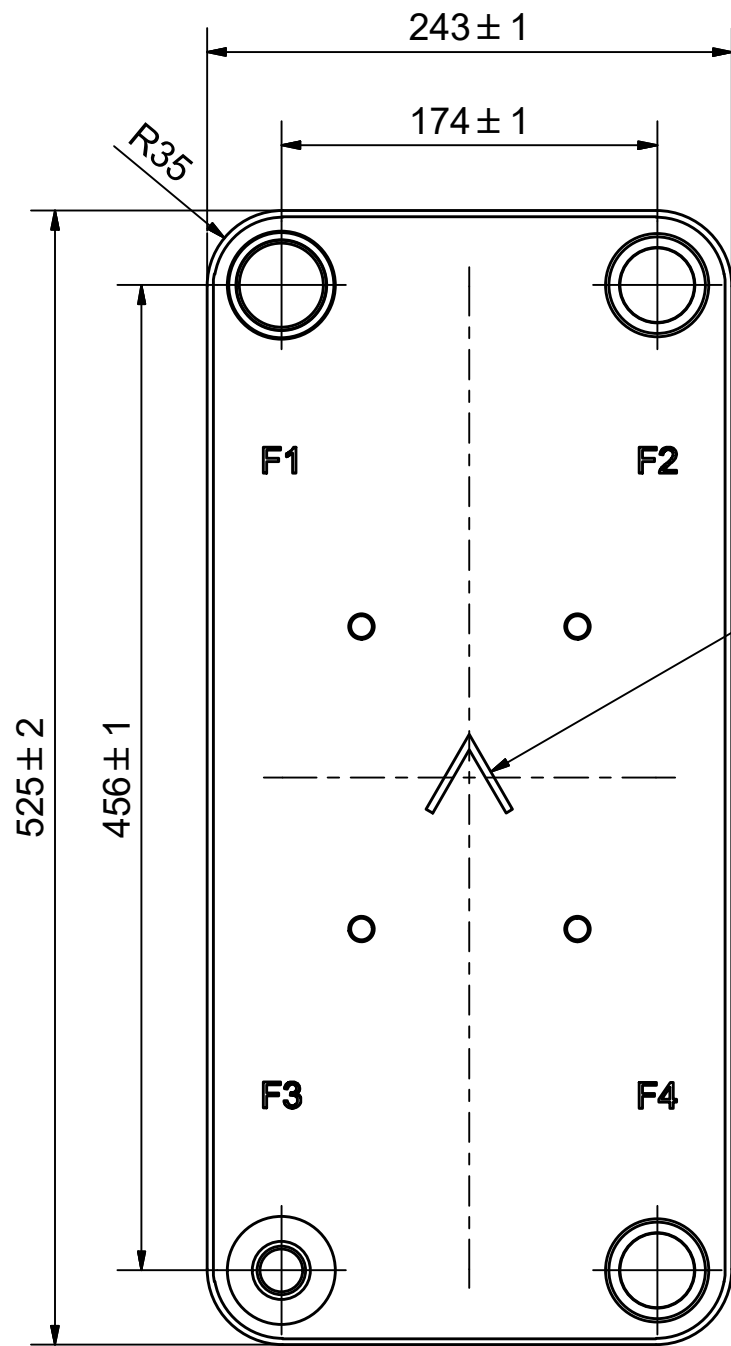


#	MM	IN
A	525	20.67
B	243	9.57
C	456	17.95
D	174	6.85
F	10.00+2.29*(NoP)	0.39+0.09*(NoP)
G	4	0.16
R	35	1.38
E_1	27	1.06

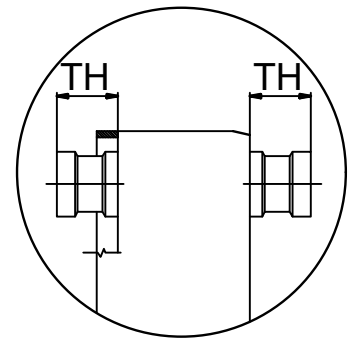
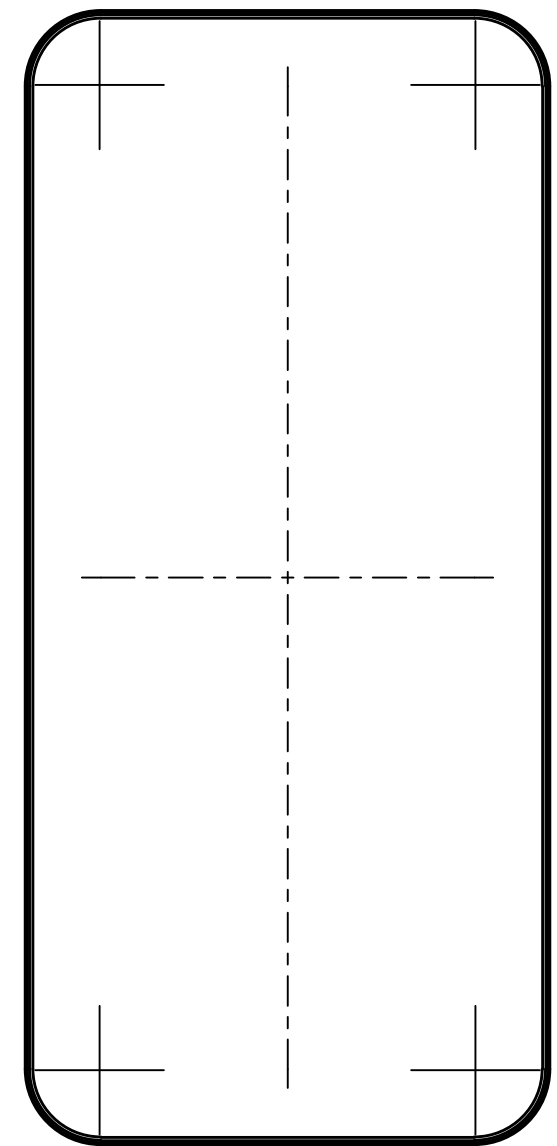
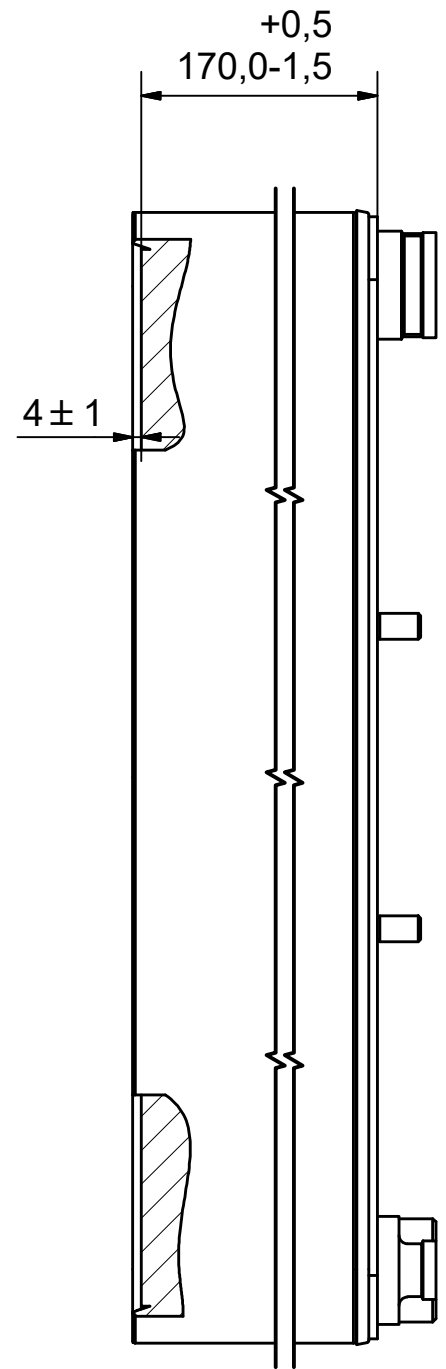
PED pression / température



ÉCHANGEURS THERMIQUES





NOTE 1




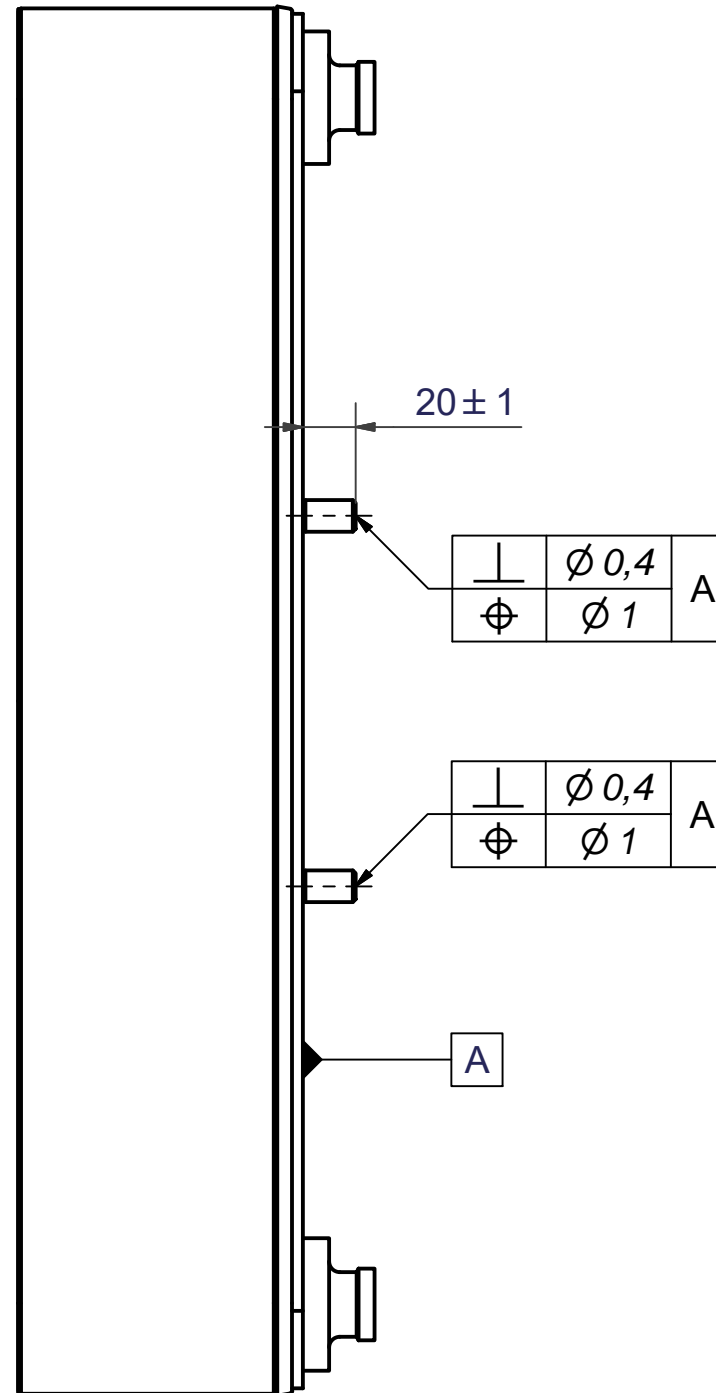
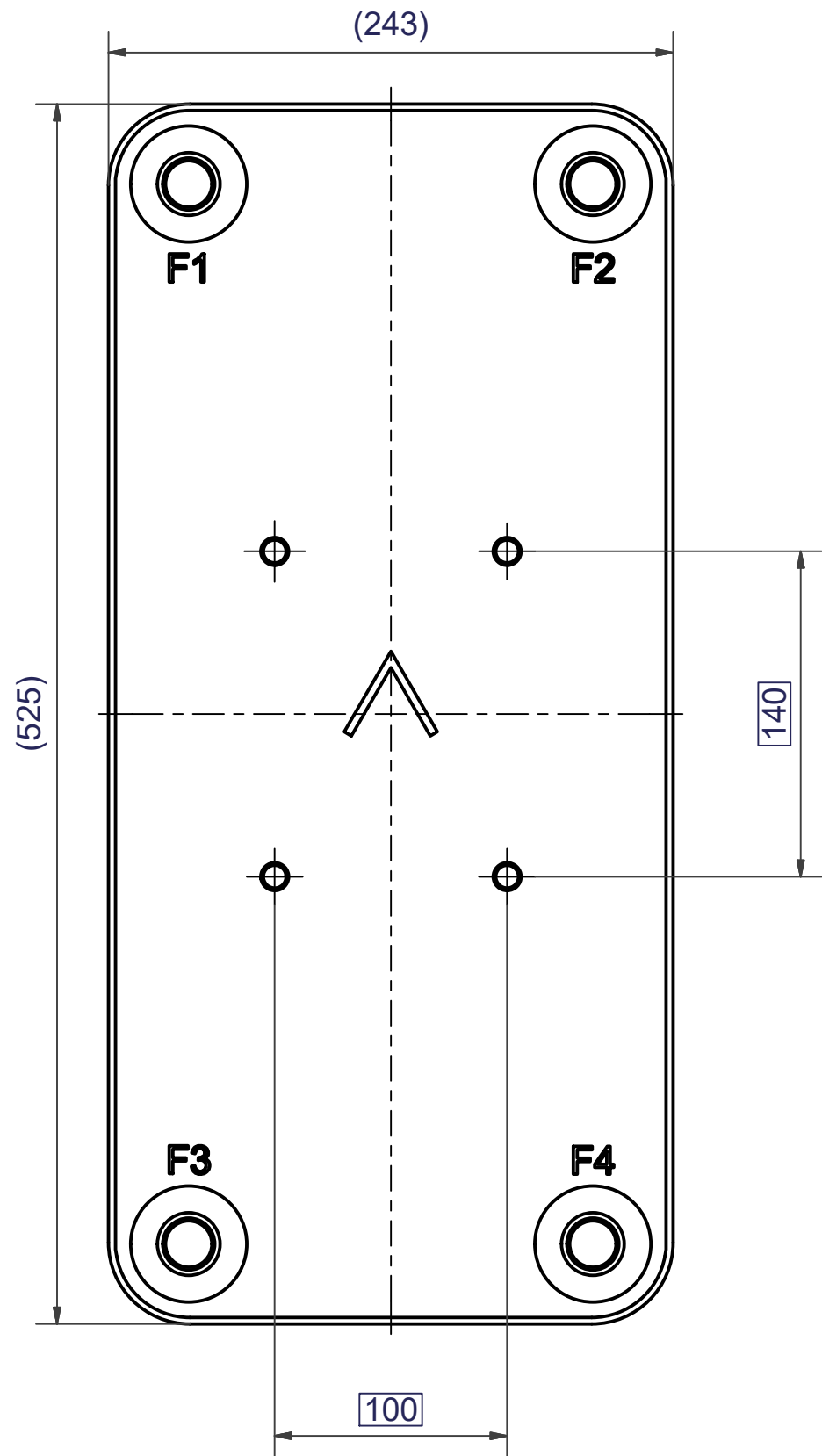
AXINTRA
ÉCHANGEURS THERMIQUES

NOTE 1 ALTERNATE MARKING: STICKER OR STAMP

F4	32836	ISO-G 1 1/2" & SOLDER 35,1, TH =	CD000860
F3	45475	SOLDER 22U, TH = 27,1	CD000017
F2	32836	ISO-G 1 1/2" & SOLDER 35,1, TH =	CD000860
F1	45083	SOLDER 42U, TH = 27,1	CD000100
F	21118	B120T/50 BOLT LOC F 4x C140x100	CG450024


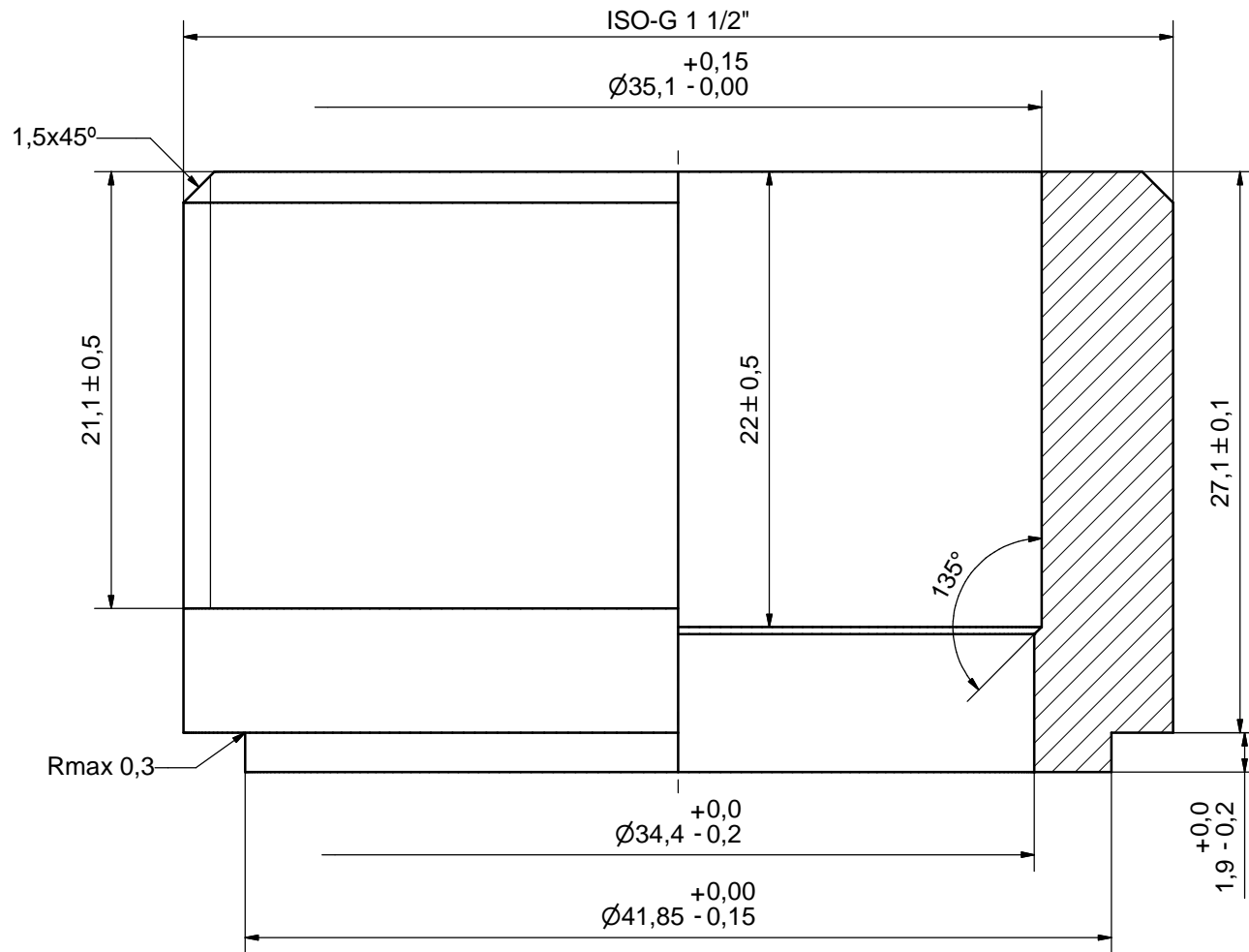
Title		V120TH/1P-SC-M	
 A DOVER COMPANY	Created Date	Created By	
	2018-06-25	AU	
Article/Configuration number		Drawing number	
14172-070		AU00390821	

Pos	Article No	Title / Denomination, code, material, dimension etc	Drawing No./ref	Pos	Article No	Title / Denomination, code, material, dimension etc	Drawing No./ref
-----	------------	---	-----------------	-----	------------	---	-----------------



1	4	STUD BOLT M12x20 ART. NO. 45095	M12x20
IT	QTY	DESCRIPTION	Drawing No./Ref
lathe	PDM	PDM	2004-10-12
General geometrical tolerancing ISO 2768:		m	3.2
General surface finish R _a :			3.2
Scale			1:1
Title		B120T/50 BOLT LOC F 4x C140x100	
Article number		21118	CG450024
Revision		00	1 (1)

Rev No.	Alteration	Date	Checked	Approved
1	DEBURRING INFO ADDED	2009/03/11	TL	PDM

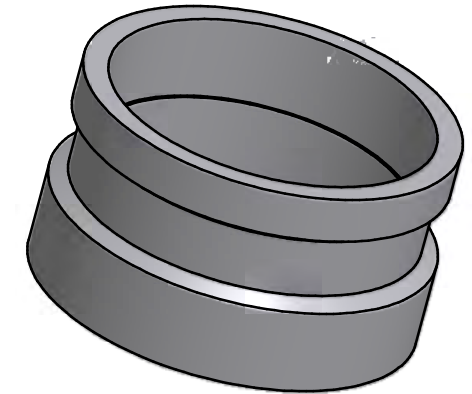
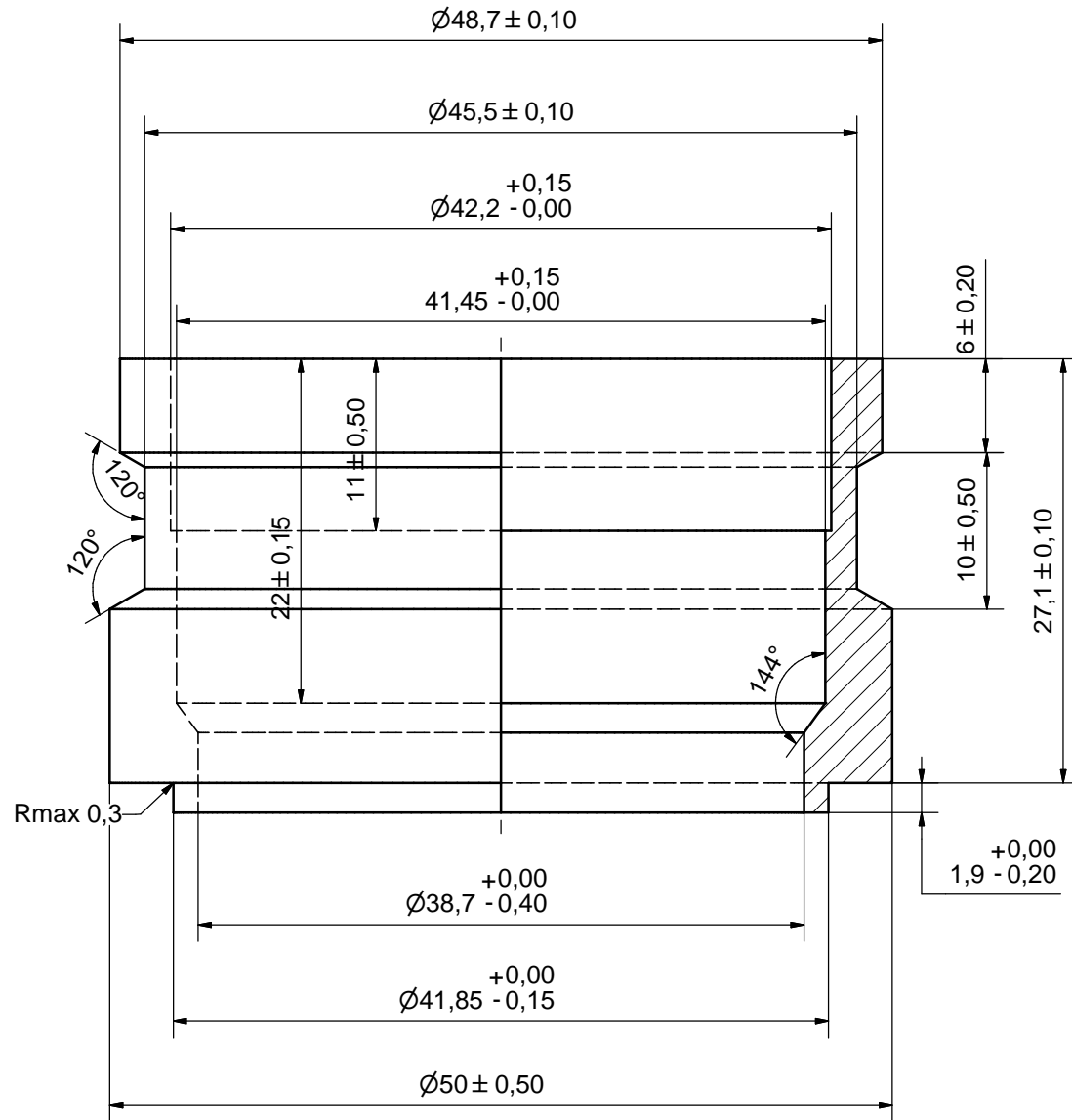


SHARP EDGES DEBURRED MAX 0,4

ACCORDING TO MQS
MATERIAL

Drawn ANL	Checked PDM	Approved PDM	Created Date 2007-04-25	General geometrical tolerancing ISO 2768 m	General surface finish R_a 3.2		Scale -
			Title ISO-G 1 1/2" & SOLDER 35,1				
Article number -		Drawing number CD000860		Revision 1		Sheet 1 (1)	

Rev No.	Alteration	Date	Checked	Approved
12	DEBURRING INFO ADDED	2009/03/10	TL	PDM



SHARP EDGES DEBURRED MAX 0,4

ACCORDING TO MQS
MATERIAL

Drawn	Checked	Approved	Created Date	General geometrical tolerancing ISO 2768	General surface finish R_a	Scale
SA	TP	VP	1990-09-08	m	3.2	-
Title				SOLDER 42U		
Article number		Drawing number		Revision	Sheet	
-		CD000100		12	1 (1)	