

V80

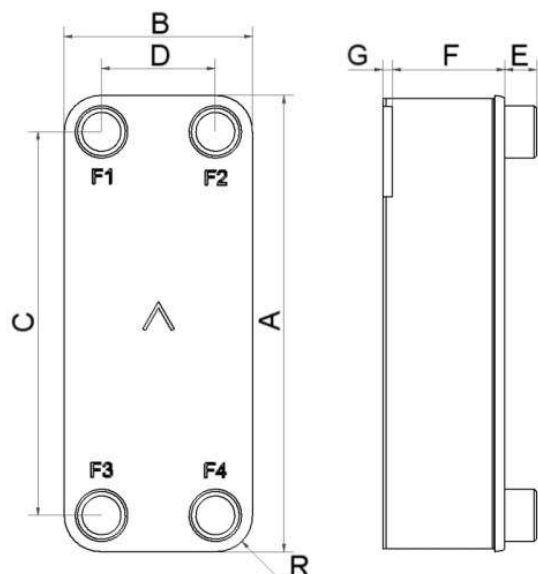
L'évaporateur V80 a été développé pour offrir une performance très efficace dans une gamme étendue d'applications. Il fonctionne dans un large intervalle de capacités, ce qui fait de ce modèle le choix évident pour la plupart des applications d'évaporateur.



Spécifications de base

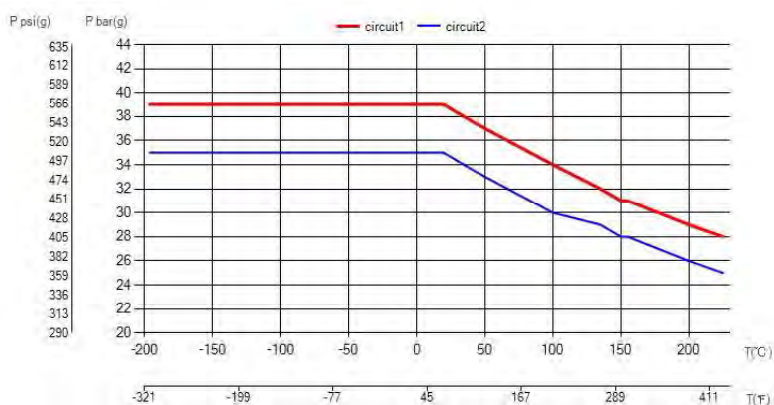
Nombre de plaques max. (NoP)	140
Débit volumétrique max.	16,9 m ³ /h (39.63 gpm)
Volume du canal	0.107/0.107 dm ³ (0.0038/0.0038 ft ³)
Matières	Plaques en acier inoxydable 316, brasage cuivre
Poids sans les connexions	2.09+(0.194*NoP) kg 4.61+(0.428*NoP) lb

Les dimensions standard



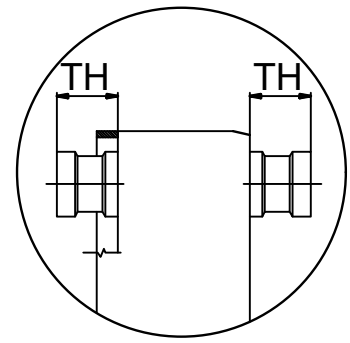
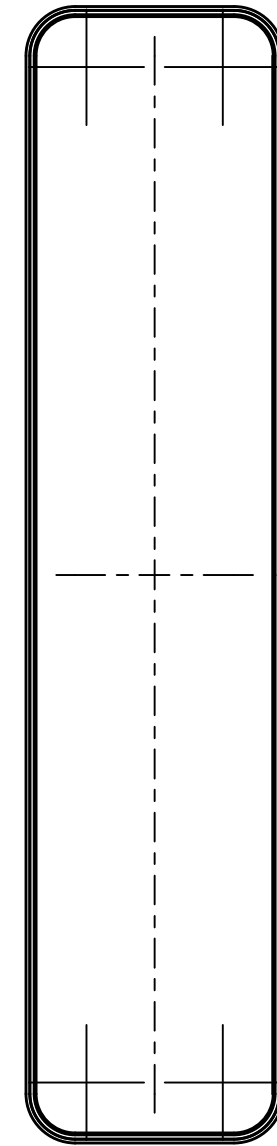
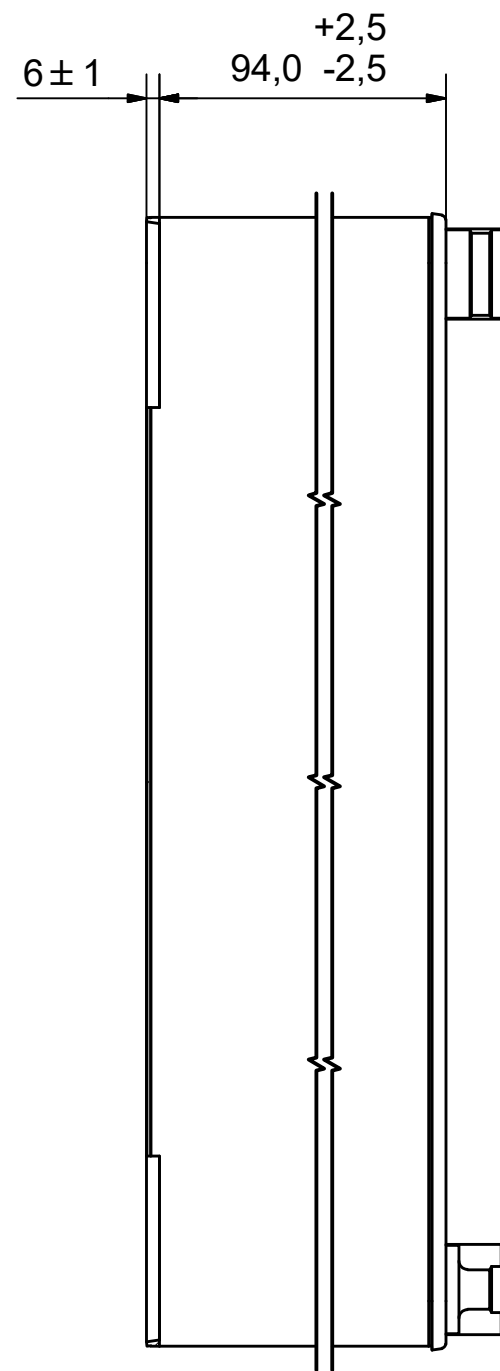
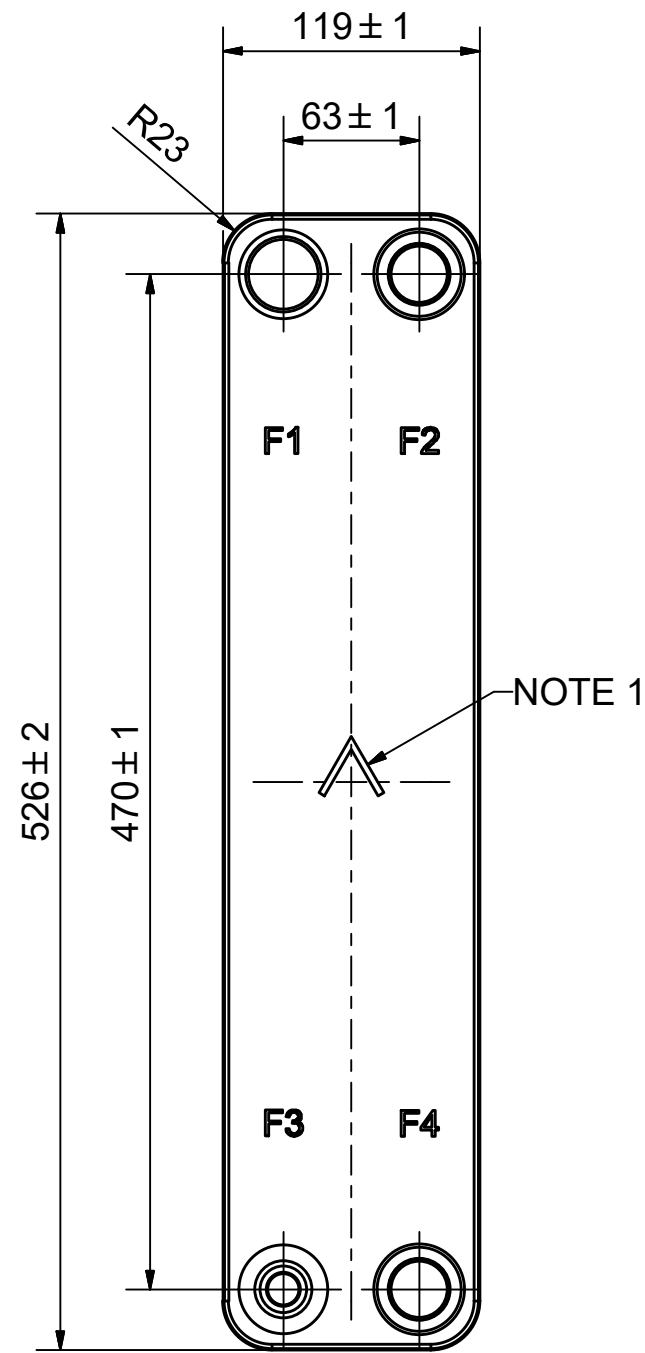
#	MM	IN
A	526	20.71
B	119	4.69
C	470	18.5
D	63	2.48
F	4.00+2.24*(NoP)	0.16+0.09*(NoP)
G	6	0.24
R	23	0.91
E_1	27	1.06

PED pression / température



AXINTRA


ÉCHANGEURS THERMIQUES



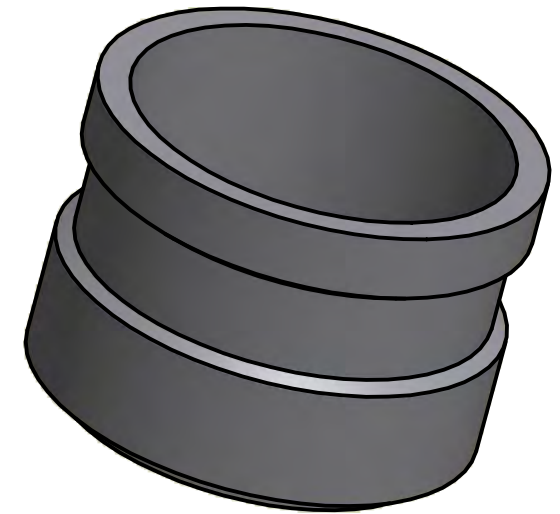
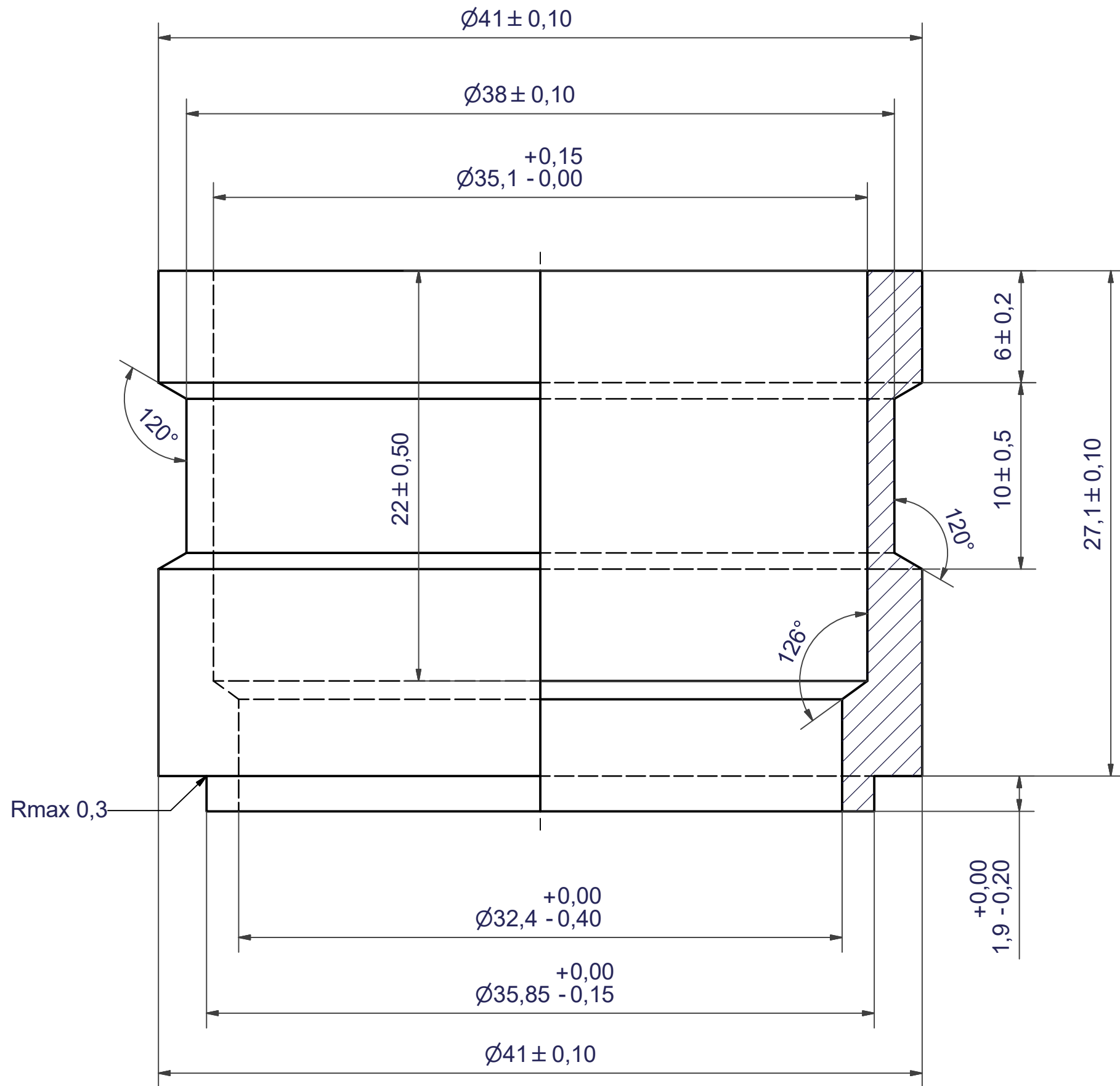
NOTE 1 ALTERNATE MARKING: STICKER OR STAMP

F4	32567	ISO-G 1 1/4" A & SOLDER 28U, TH =	CD000807
F3	45612	SOLDER ø16, TH = 27,1	CD000198
F2	32567	ISO-G 1 1/4" A & SOLDER 28U, TH =	CD000807
F1	45608	SOLDER ø35,1, TH = 27,1	CD000192

Pos	Article No	Title / Denomination, code, material, dimension etc	Drawing No./ref	Pos	Article No	Title / Denomination, code, material, dimension etc	Drawing No./ref
-----	------------	---	-----------------	-----	------------	---	-----------------

Title		V80H/1P-SC-S	
 A DOVER COMPANY		Created Date	2018-05-02
		Created By	AU
Article/Configuration number		14237-040	
Drawing number		AU00373404	

Rev No.	Alteration	Date	Checked	Approved
4	REDRAWN IN INVENTOR	2004/07/14	TN	PDM

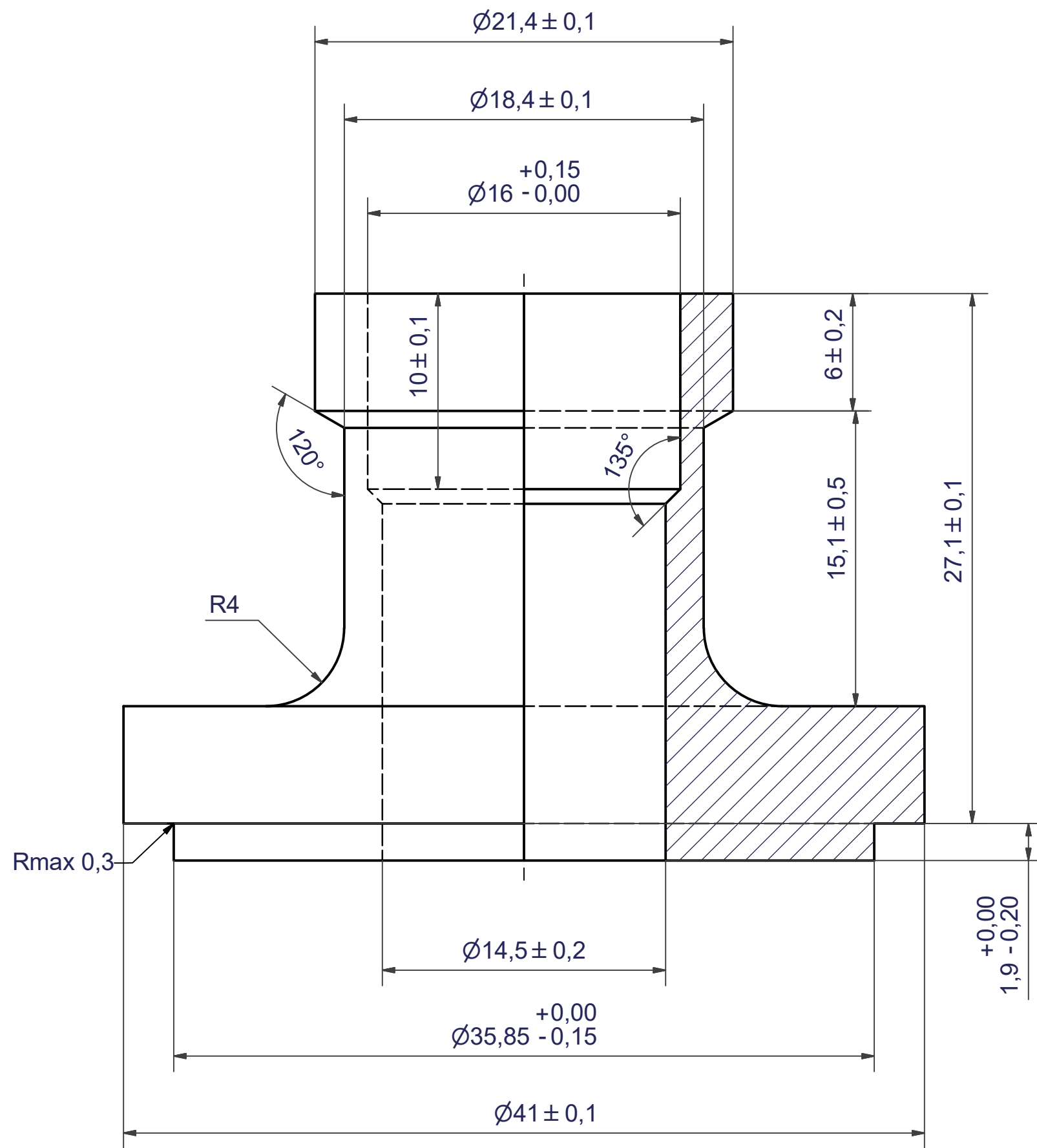


© Company Confidential, Property of SWEP International AB

AXINTRA
ÉCHANGEURS THERMIQUES

Drawn lathe	Checked HR	Approved BOS	Created Date 1994-11-18	General geometrical tolerancing ISO 2768	General surface finish R_a		Scale -
 A DOVER COMPANY			Title SOLDER $\varnothing 35,1$				
			Article number	Drawing number CD000192	Revision 04	Sheet 1 (1)	

Rev No.	Alteration	Date	Checked	Approved
5	REDRAWN IN INVENTOR	2004/07/14	TN	PDM

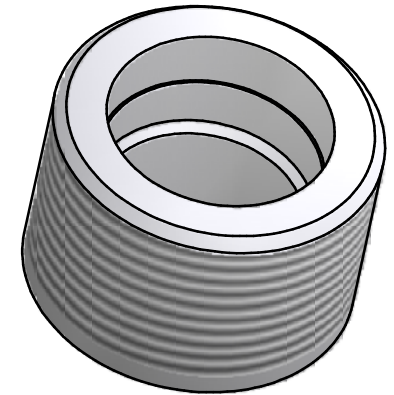
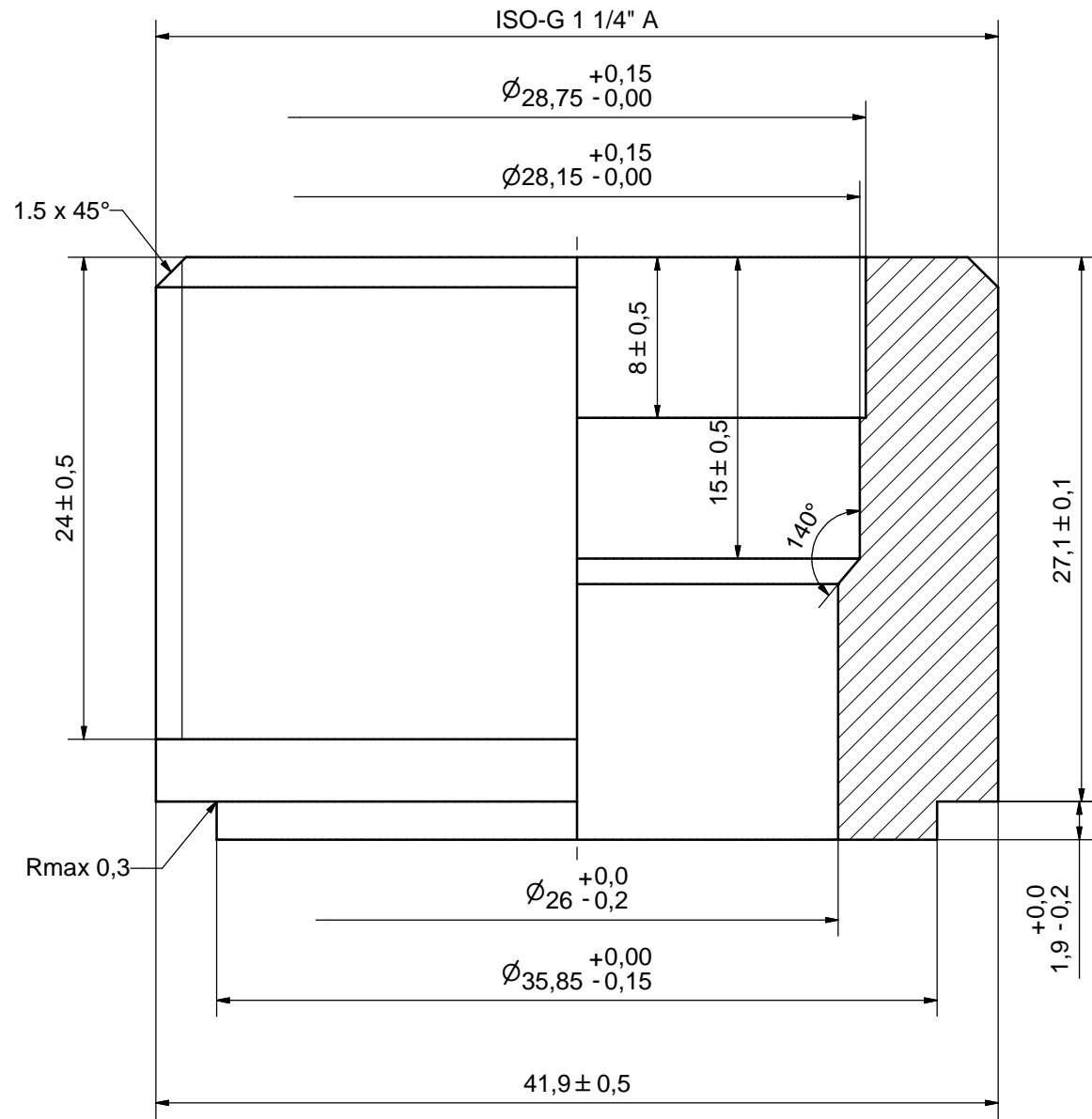


© Company Confidential, Property of SWEP International AB

AXINTRA
ÉCHANGEURS THERMIQUES

Drawn <i>import</i>	Checked <i>HR</i>	Approved <i>BOS</i>	Created Date 1994-11-18	General geometrical tolerancing ISO 2768	General surface finish R_a		Scale -
			SOLDER $\varnothing 16$				
Article number		Drawing number CD000198		Revision 05		Sheet 1 (1)	
A DOVER COMPANY							

Rev No.	Alteration	Date	Checked	Approved
1	CHANGED DENOMINATION	2007/05/28	ANL	PDM



ACCORDING TO MQS
MATERIAL

Drawn	Checked	Approved	Created Date	General geometrical tolerancing ISO 2768	General surface finish R_a	Scale
THE	PDM	PDM	2006/05/09	m	3.2	4:1
SUPER A DOVER COMPANY						
Title				ISO-G 1 1/4" A & SOLDER 28U		
Article number		Drawing number		Revision	Sheet	
-		CD000807		1	1 (1)	

© Company Confidential, Property of SWEP International AB