

# B28

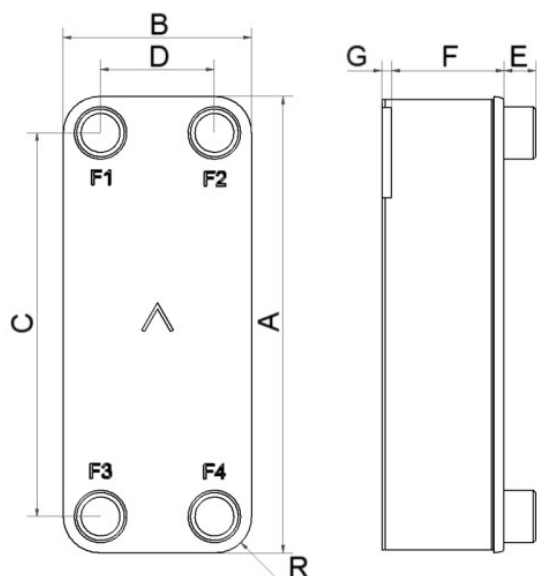
Le B28 a été spécialement conçu pour les applications monophasiques. Il a été aussi adapté pour couvrir les capacités et les spécifications, des sous-stations de chauffage urbain, des circuits de radiateurs, des applications d'eau chaude sanitaire. Le B28 est aussi la solution optimale pour le refroidissement d'huile.



## Spécifications de base

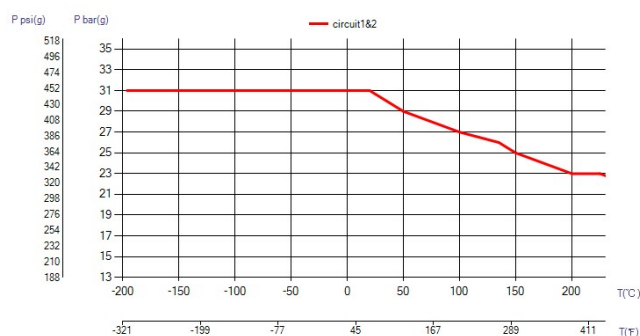
Nombre de plaques max. (NoP)	140
Débit volumétrique max.	16,9 m <sup>3</sup> /h (39.63 gpm)
Volume du canal	0.116/0.116 dm <sup>3</sup> (0.0041/0.0041 ft <sup>3</sup> )
Matières	Plaques en acier inoxydable 316, brasage cuivre
Poids sans les connexions	2.09+(0.164*NoP) kg 4.61+(0.362*NoP) lb

## Les dimensions standard



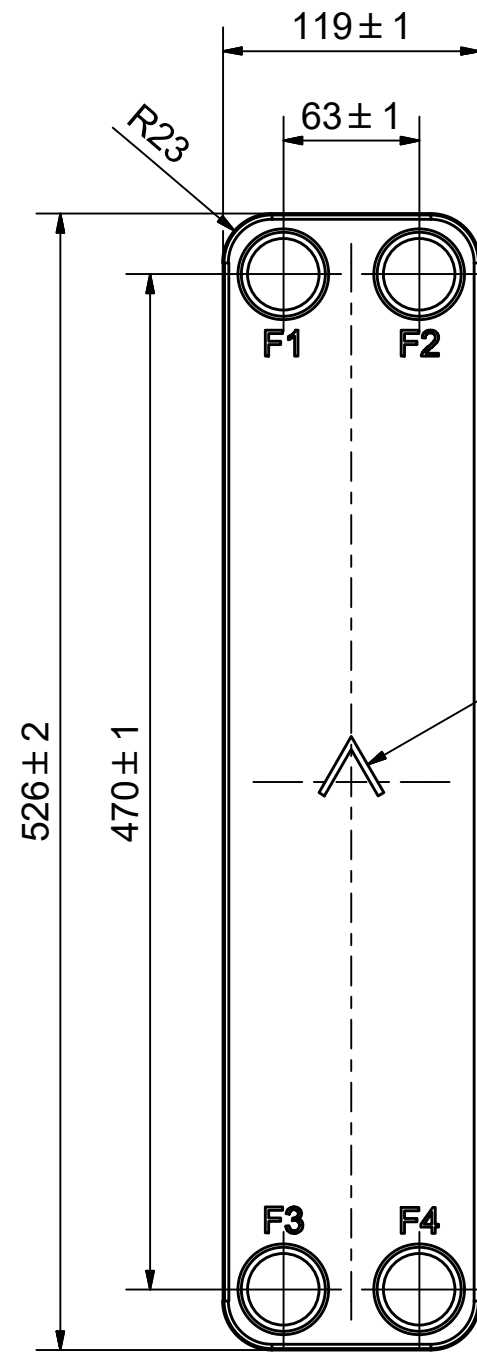
#	MM	IN
A	526	20.71
B	119	4.69
C	470	18.5
D	63	2.48
F	4.00+2.24*(NoP)	0.16+0.09*(NoP)
G	6	0.24
R	23	0.91
E_1	27	1.06

## PED pression / température

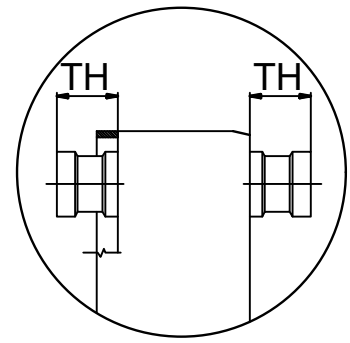
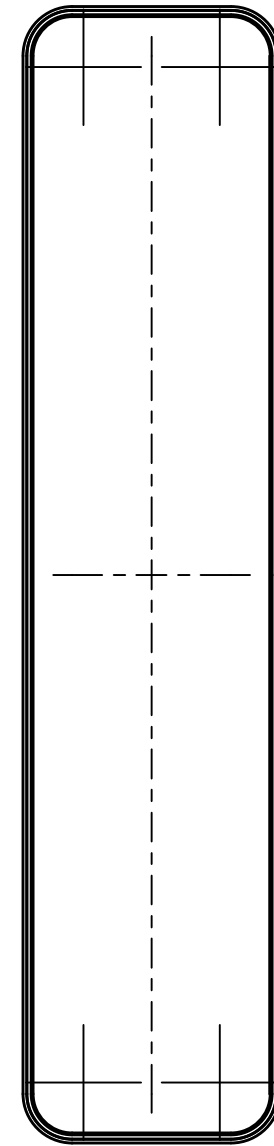
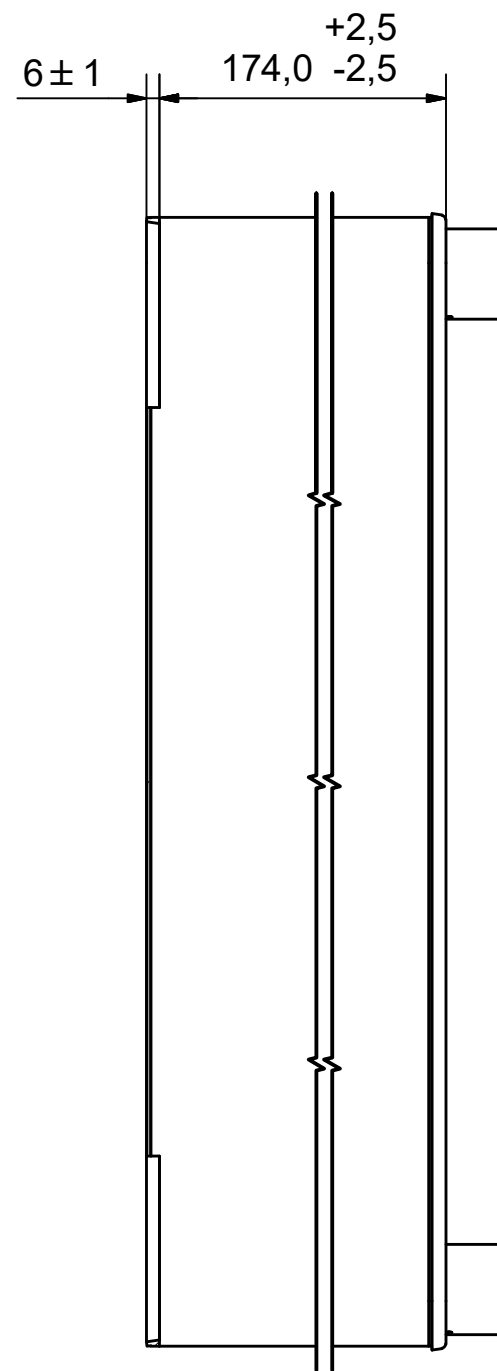


# AXINTRA

ÉCHANGEURS THERMIQUES



NOTE 1



NOTE 1 ALTERNATE MARKING: STICKER OR STAMP

F4	33200	ISO-G 1 1/4" A, TH = 27.1	CD001005
F3	33200	ISO-G 1 1/4" A, TH = 27.1	CD001005
F2	33200	ISO-G 1 1/4" A, TH = 27.1	CD001005
F1	33200	ISO-G 1 1/4" A, TH = 27.1	CD001005



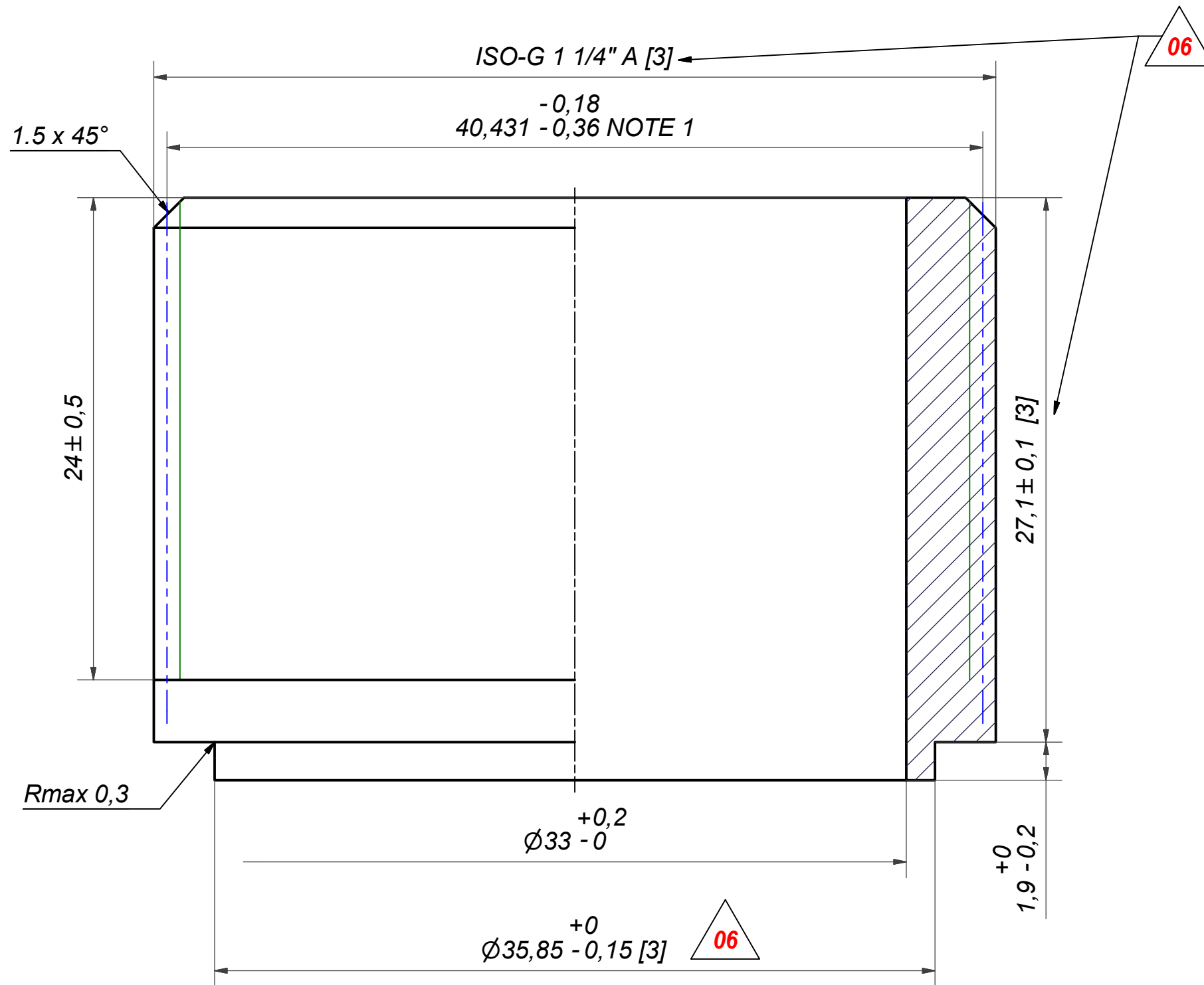
Title		B28H/1P-SC-S	
Created Date		12/20/2021	Created By
Article/Configuration number		12462-076	Drawing number
			AU
			AU00675998_12462-076

Pos	Article No	Title / Denomination, code, material, dimension etc	Drawing No./ref	Pos	Article No	Title / Denomination, code, material, dimension etc	Drawing No./ref
-----	------------	---	-----------------	-----	------------	---	-----------------



# SWEP MANUFACTURING

Rev No	Alteration	Date	Checked	Approved
06	CHANGED DESIGN ACCORDING TO RD100699	2013-04-12	SKZE	miguser



NOTE 1: ADDITIONAL REQUIREMENT ON ISO 228/1 THREAD  
PERMISSIBLE TOLERANCE ON PITCH DIAMETER  
NOTE 2: DEBURR SHARP EDGES: MAX 0,4

ACCORDING TO MQS  
MATERIAL

Drawn	Checked	Approved	Created Date	General geometrical tolerancing ISO 2768:	General surface finish $R_a$ :	Scale	Paper size	
miguser	miguser	miguser	1994-11-18	m	3.2	-	A3	
			Title					
			ISO-G 1 1/4" A					
		Article / Tool number	Design Type	Drawing number	Revision	Sheet		
		CD	CD000193	06	1 (2)			

