

B15T

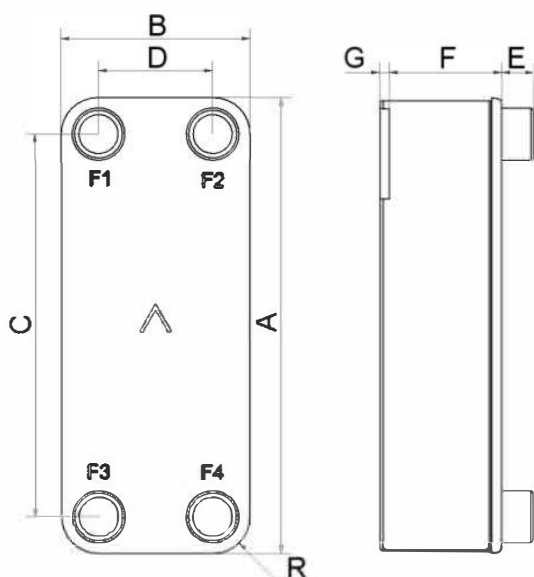
Très performant, le B15T a été développé pour offrir une efficacité thermique maximale. La précision de nos échangeurs autorise un fonctionnement efficace même avec des pincements extrêmement faibles. Ce produit est donc un choix évident pour les applications exigeant un flux thermique élevé, ainsi que pour un meilleur rendement énergétique.



Spécifications de base

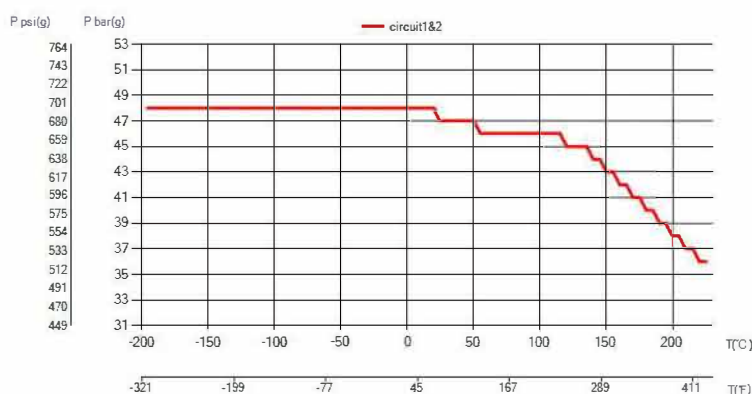
Nombre de plaques max. (NoP)	60
Débit volumétrique max.	4 m ³ /h (17.61 gpm)
Volume du canal	0.063/0.063 dm ³ (0.0022/0.0022 ft ³)
Matières	Plaques en acier inoxydable 316, brasage cuivre
Poids sans les connexions	1.25+(0.104*NoP) kg 2.76+(0.229*NoP) lb

Les dimensions standard



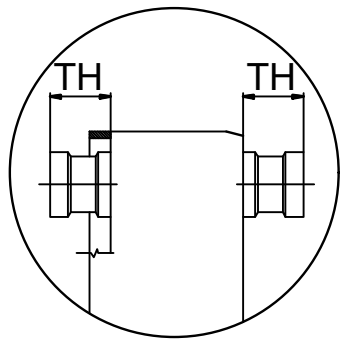
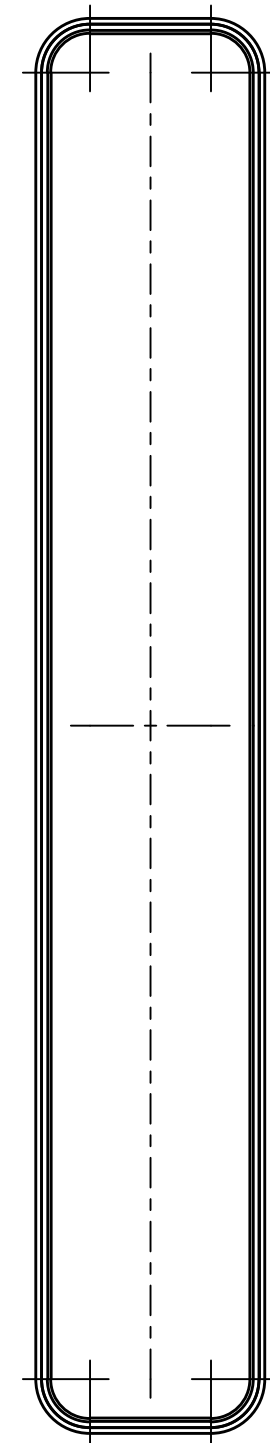
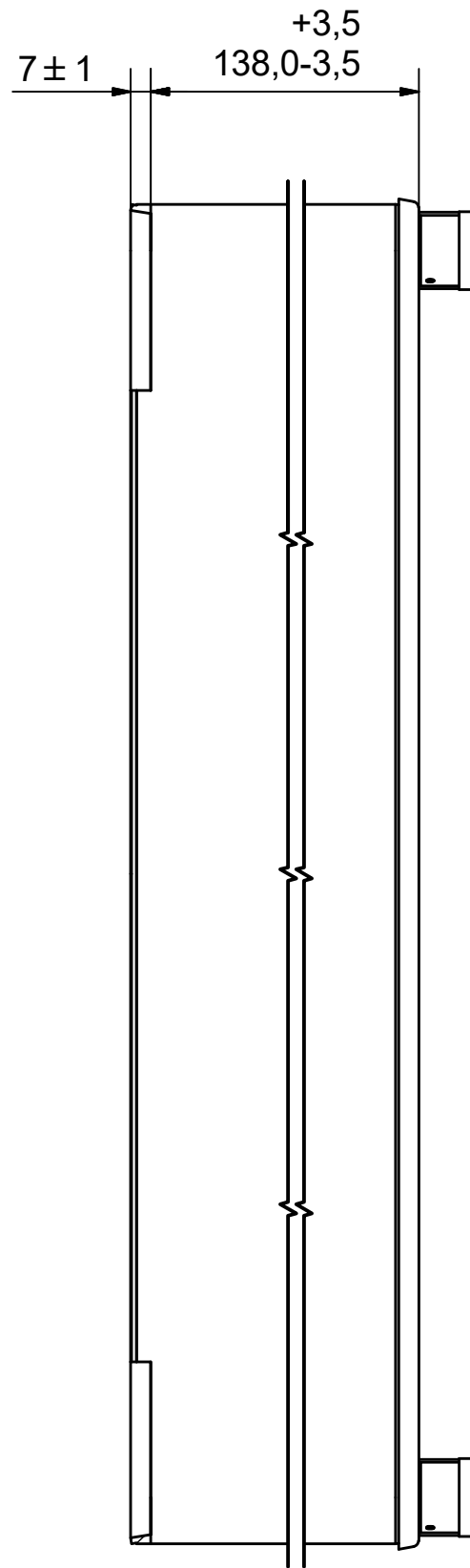
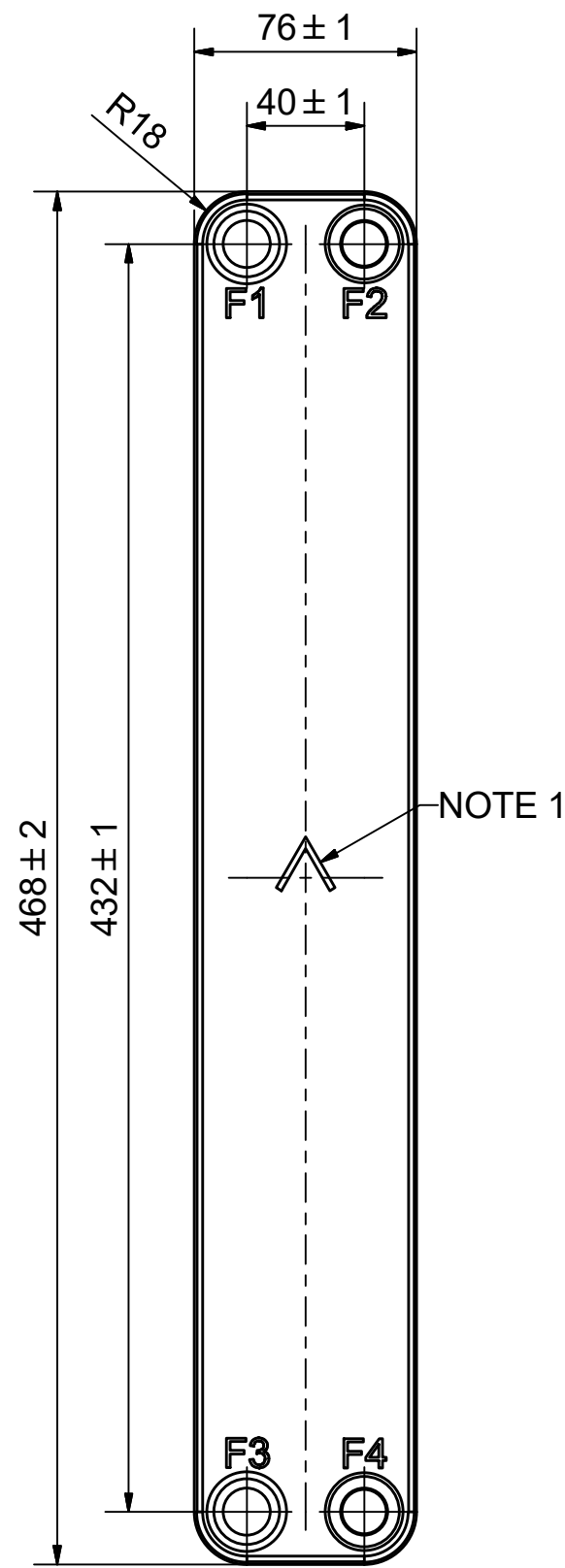
#	MM	IN
A	468	18.43
B	76	2.99
C	432	17.01
D	40	1.57
F	4.00+2.24*(NoP)	0.16+0.09*(NoP)
G	7	0.28
R	18	0.71
E_1	20	0.79

PED pression / température



AXINTRA


ÉCHANGEURS THERMIQUES




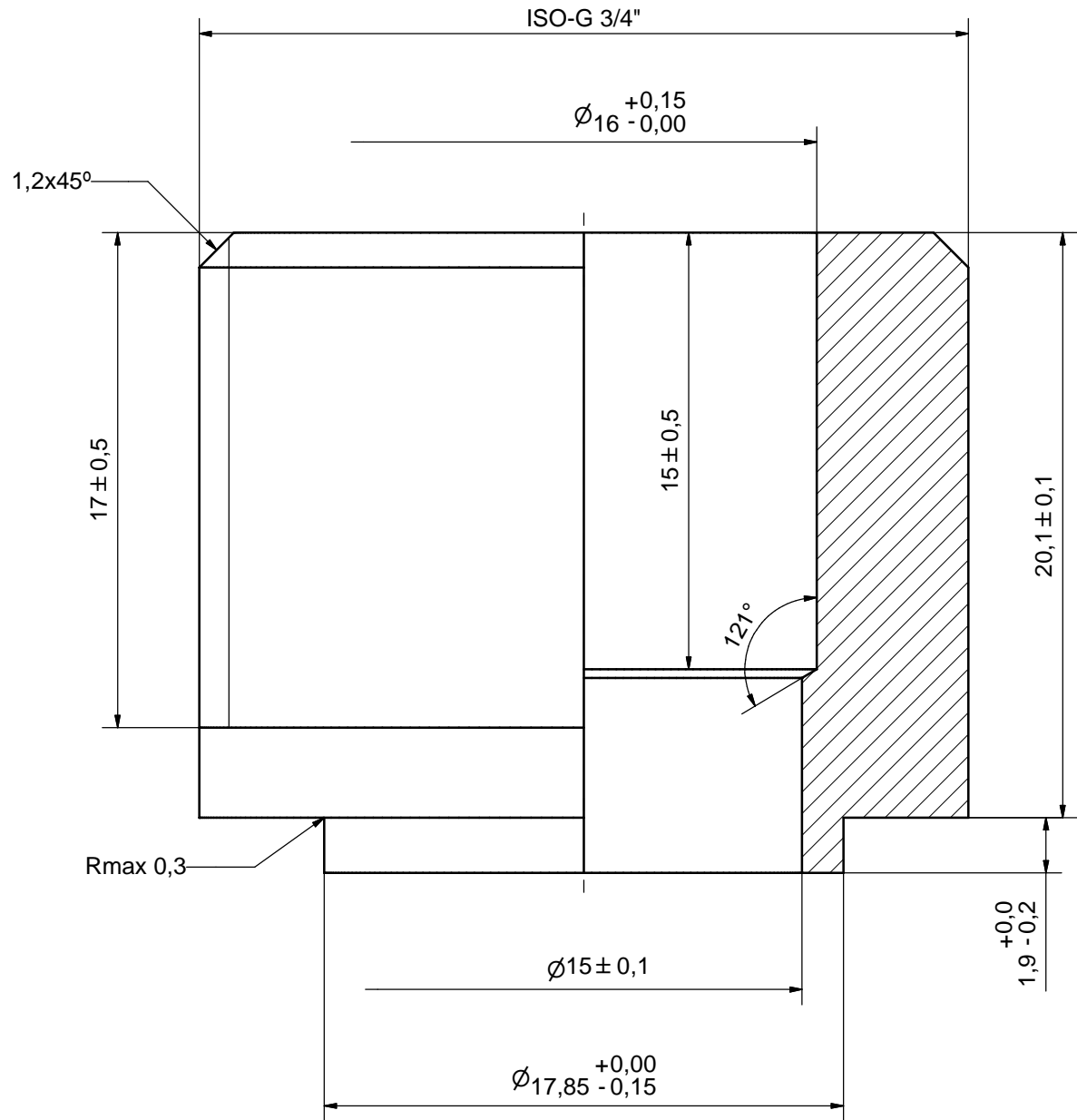
NOTE 1 ALTERNATE MARKING: STICKER OR STAMP

F4	32835	ISO-G 3/4" & SOLDER 16, TH = 20,1	CD000859
F3	33221	SOLDER 22U, TH = 20,1	CD001017
F2	32835	ISO-G 3/4" & SOLDER 16, TH = 20,1	CD000859
F1	33221	SOLDER 22U, TH = 20,1	CD001017

Pos	Article No	Title / Denomination, code, material, dimension etc	Drawing No./ref	Pos	Article No	Title / Denomination, code, material, dimension etc	Drawing No./ref
-----	------------	---	-----------------	-----	------------	---	-----------------

Title		B15TH/1P-SC-M	
 A DOVER COMPANY		Created Date	2024-05-23
		Created By	AU
Article/Configuration number		15864-60	
Drawing number		AU00047107_15864-60	

Rev No.	Alteration	Date	Checked	Approved
1	CHANGED INNER DIAMETER	2007/09/17	ANL	PDM



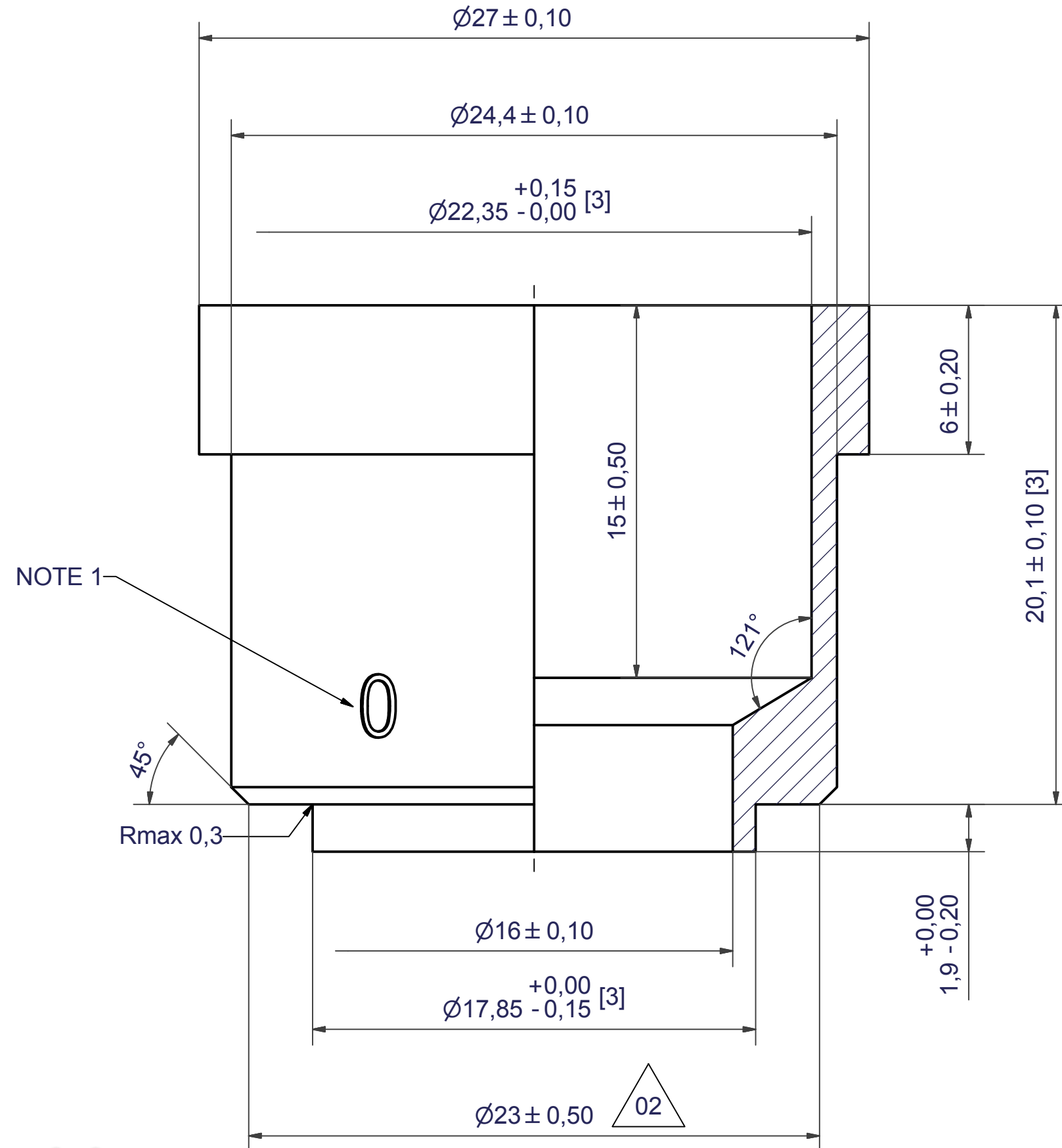
ACCORDING TO MQS
MATERIAL

Drawn	Checked	Approved	Created Date	General geometrical tolerancing ISO 2768	General surface finish R_a	Scale
ANL	PDM	PDM	2007/04/25	m	3.2	5:1
			Title ISO-G 3/4" & SOLDER 16			
Article number -		Drawing number CD000859		Revision 1		Sheet 1 (1)

© Company Confidential, Property of SWEP International AB

AXINTRA
ÉCHANGEURS THERMIQUES


REV	ALTERATION	DATE	CHECKED	APPROVED
02	DESIGN CHANGE ACCORDING TO DOC RD101273	2015/12/14	CNVG	PDM



NOTE 1

NOTE 2: [3] - CRITICAL/SPECIAL CHARACTERISTIC TO BE FOLLOWED
 NOTE 1: MARKING TEXT "0" FOR IDENTIFICATION ONLY
 PRESENT AT 2 PLACES 180° FROM EACH OTHER
 0 = 304 MATERIAL

ACCORDING TO MQS
 MATERIAL

Drawn inrj	Checked PDM	Approved PDM	Created Date 2008-06-27	General geometrical tolerancing ISO 2768 m	General surface finish R_a 3.2	Scale -
			Title SOLDER 22U			
Article number		Drawing number CD001017		Revision 02		Sheet 1 (1)